

1. The Fund invests in smaller company shares which can be more volatile and less liquid than those of larger companies. The Fund invests in certain emerging markets that may be subject to additional risks arising from political, economic and market factors. Additional risks relate to liquidity and the repatriation of capital for investment in equity securities in China.
2. The Fund may use derivatives to hedge market and currency risk and for efficient portfolio management. However, derivatives will not be extensively or primarily used for investment purposes. In an adverse situation, the Fund may suffer significant losses from their derivatives usage for hedging and efficient portfolio management.
3. The value of a Fund can be volatile and could go down substantially within a short period of time. It is possible that a certain amount of your investment could be lost.
4. Investors should not base their investment decision on this marketing material alone.

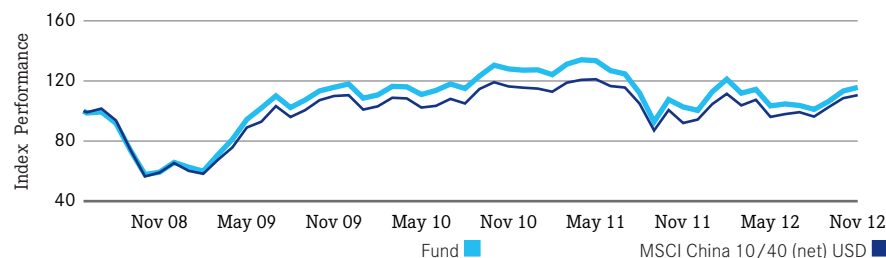
## BlackRock China Fund

### A-Share Cumulative Performance in US\$ (%)

	YTD	6 Months	1 Year	3 Years
<b>Fund</b>	<b>+15.2</b>	<b>+11.9</b>	<b>+12.7</b>	<b>-0.1</b>
MSCI China 10/40 (net) USD	+17.2	+15.1	+20.1	+0.5

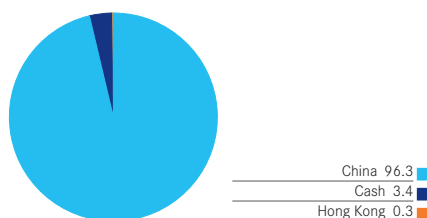
### A-Share Calendar Year Performance in US\$ (%)

	2011	2010	2009	24.06.08 to 31.12.08
<b>Fund</b>	<b>-21.1</b>	<b>+7.8</b>	<b>+79.3</b>	<b>-34.2</b>
MSCI China 10/40 (net) USD	-18.4	+4.5	+69.1	-34.6

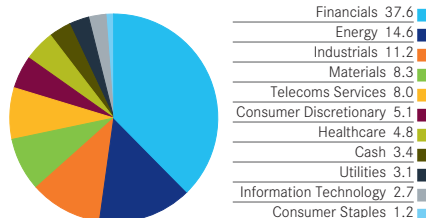


### Composition of Fund (%)

#### Country



#### Sector



### Investment Objective

BlackRock China Fund seeks to maximise total return. The Fund invests at least 70% of its total assets in the equity securities of companies domiciled in, or exercising the predominant part of their economic activity in, the People's Republic of China.

### Fund Data

Manager	Jing Ning
Inception	24.06.08
Currency	US\$/HK\$/€, £, SGD hedged
Total Fund Size (m)	US\$903.1
Annual Management Fee	1.50%
Initial Charge	5%
Bloomberg Ticker	BLKCHA2 LX
ISIN Code	LU0359201612
NAV (US\$)	11.57
12 Months High/Low NAV (US\$)	12.12 / 9.81
Standard Deviation (3 years)	22.12%
Sharpe Ratio (3 years)	-0.01
Beta (3 years)	0.97

### 10 Largest Holdings (%)

Company	Sector	%
China Construction Bank	Financials	7.4
CNOOC	Energy	7.2
Industrial & Commercial Bank of China Ltd.	Financials	6.0
China Mobile	Telecoms Services	4.8
China Petroleum & Chemical Corp.	Energy	4.2
Agricultural Bank of China	Financials	3.5
Bank of China	Financials	3.5
China Unicom	Telecoms Services	3.3
China Pacific Insurance	Financials	3.0
Zhuzhou CSR Times Electric	Industrials	3.0
<b>Total</b>		<b>45.9</b>

BlackRock China Fund is the abbreviated name of BlackRock Global Funds – China Fund.

Sources: BlackRock Investment Management (UK) Limited and Datastream. Performance is shown as at 30 November 2012 in US\$ on a NAV to NAV price basis with income reinvested. Fund performance figures are calculated net of fees. The above Fund data is for information only.

Investment involves risk. Past performance is not necessarily a guide to future performance. The value of investments and the income from them can fluctuate and is not guaranteed. Rates of exchange may cause the value of investments to go up or down. Investors may not get back the amount they invest. Individual stock price/figure does not represent the return of the Fund. For Hong Kong investors, please refer to the BGF Prospectus for details, including risk factors. Issuer of this material: BlackRock (Hong Kong) Limited.

This material has not been reviewed by the Securities and Futures Commission of Hong Kong. BlackRock is a registered trademark of BlackRock, Inc. ©2012 BlackRock, Inc. All Rights Reserved.

For more information:

Tel: +852 3903 2688 Fax: +852 5808 2399 Email: [clientservice.asiapac@blackrock.com](mailto:clientservice.asiapac@blackrock.com) Website: [www.blackrock.com.hk](http://www.blackrock.com.hk)

1. 基金投資於較小型公司的股份，可能與較大型公司的股份比較更波動及流動性較低。基金投資於若干新興市場，可能需承受政治、經濟及市場因素產生的額外風險。額外風險涉及流動性及匯回投資於中國股票證券的資本。
2. 基金可為對沖市場及貨幣風險以及為實現高效的組合管理而使用衍生工具。然而，不會大量或主要使用衍生工具以達致本基金的投資目標或進行投資。在不利的情况下，基金在為進行對沖及高效組合管理而使用衍生工具時可能蒙受巨額損失。
3. 基金價格及其收益可升可跌，且可於短期內反覆，投資者或有可能損失一定程度的投資金額。
4. 投資者不應單憑此銷售文件作投資決定。

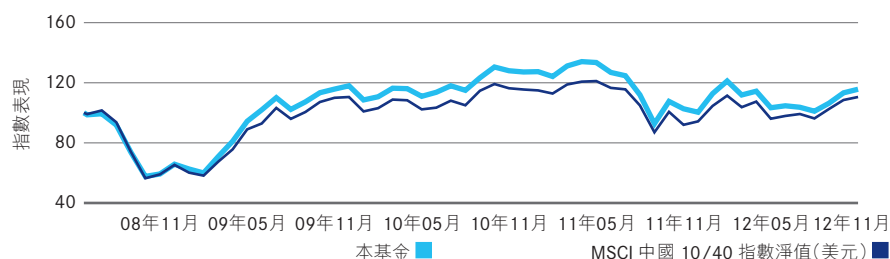
## 貝萊德中國基金

### A 股基金累積表現(美元)(%)

	年初至今	六個月	一年	三年
本基金	+15.2	+11.9	+12.7	-0.1
MSCI 中國 10/40 指數(淨值)(美元)	+17.2	+15.1	+20.1	+0.5

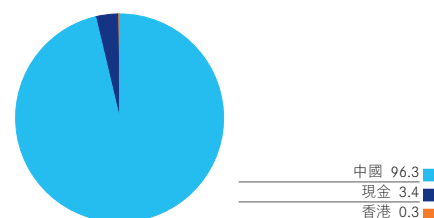
### A 股基金年度表現(美元)(%)

	2011	2010	2009	24.06.08至 31.12.08
本基金	-21.1	+7.8	+79.3	-34.2
MSCI 中國 10/40 指數(淨值)(美元)	-18.4	+4.5	+69.1	-34.6

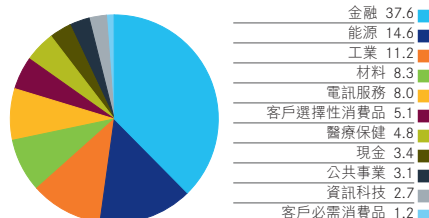


### 基金投資分佈(%)

#### 國家



#### 行業



### 投資目標

貝萊德中國基金以盡量提高總回報為目標。基金將不少於70%的總資產投資於在中華人民共和國註冊或從事大部份經濟活動的公司之股本證券。

### 基金資料

基金經理	Jing Ning
成立日期	24.06.08
報價貨幣	美元/港元/歐元、英鎊、新加坡元對沖
基金總值(百萬)	903.1 美元
每年管理費	1.50%
首次認購費	5%
彭博代碼	BLKCHA2 LX
ISIN代號	LU0359201612
資產淨值(美元)	11.57
過往12個月最高/最低資產淨值(美元)	12.12 / 9.81
標準差(3年)	22.12%
夏普比率(3年)	-0.01
貝他係數(3年)	0.97

### 十大持股比重(%)

公司	行業	%
中國建設銀行	金融	7.4
中國海洋石油	能源	7.2
中國工商銀行	金融	6.0
中國移動	電訊服務	4.8
中國石化	能源	4.2
中國農業銀行	金融	3.5
中國銀行	金融	3.5
中國聯通	電訊服務	3.3
中國太平洋保險	金融	3.0
株洲南車時代電氣	工業	3.0
總計		45.9

貝萊德中國基金乃貝萊德全球基金 - 中國基金之簡稱。

資料來源: BlackRock Investment Management (UK) Limited 及 Datastream。基金表現截至2012年11月30日為止，以美元按資產淨值比資產淨值基礎計算，將收入再作投資。基金表現數據的計算已扣除費用。上述基金表現僅作參考之用。

投資涉及風險。過往業績並不代表將來的表現，基金價格及其收益可升可跌，並不能保證。投資價值亦可能受到匯率影響。投資者可能無法取回原本投資金額。個別股票價格並不代表本基金的回報。香港投資者欲知有關詳情，請參考貝萊德全球基金章程，包括風險成份。此資料之發行人：貝萊德(香港)有限公司。

此資料並未披露香港證券及期貨監察事務委員會所審閱。

貝萊德是BlackRock, Inc.的註冊商標。©2012 BlackRock, Inc. 版權所有

#### 聯絡我們：

電話：+852 3903 2688 傳真：+852 5808 2399 電郵：clientservice.asiapac@blackrock.com 網頁：www.blackrock.com.hk